

# Invest in Opportunity



Pat Arnow

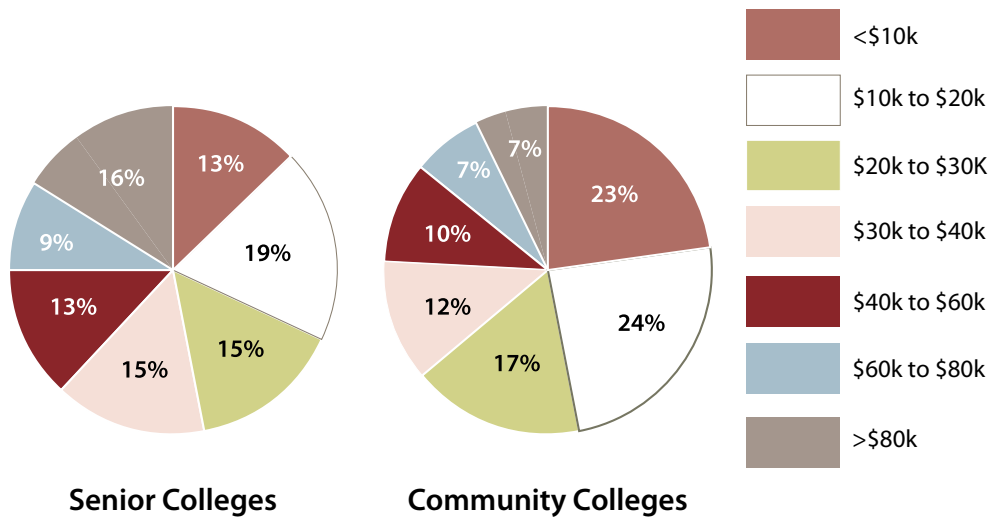
# Invest in CUNY



PROFESSIONAL STAFF CONGRESS

# Invest in opportunity

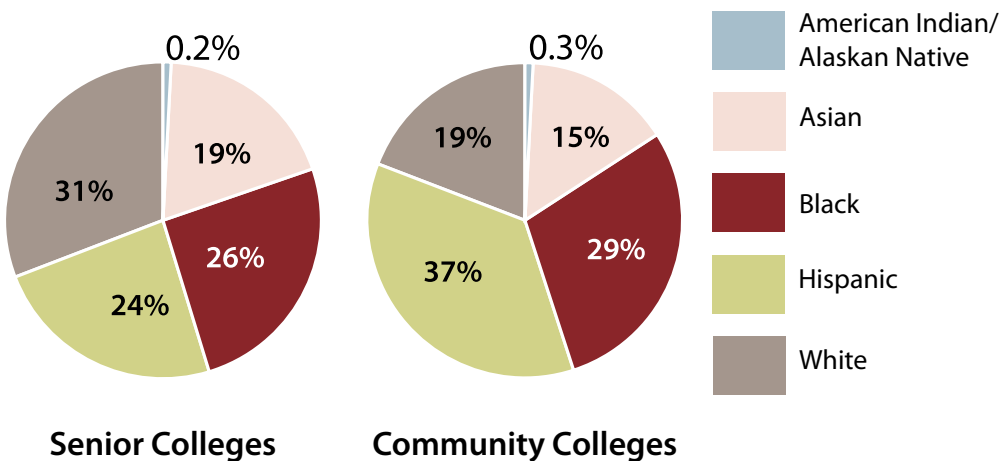
## Household Income of CUNY Students



**54%**

**of all CUNY undergraduates have household incomes less than \$30k**

## Race\Ethnicity of CUNY Students

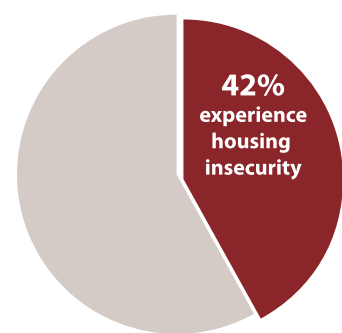
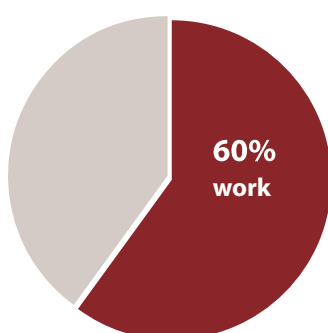
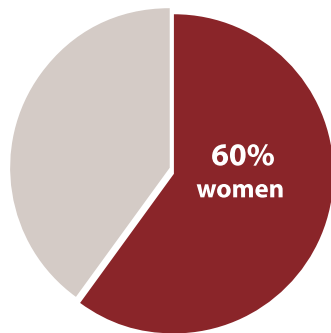
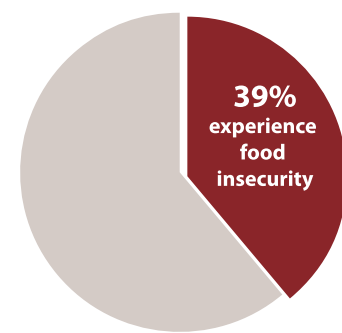
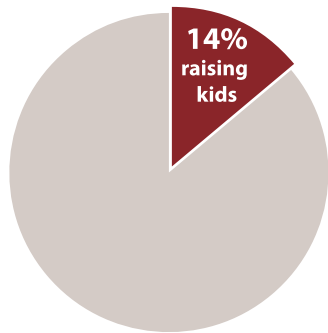
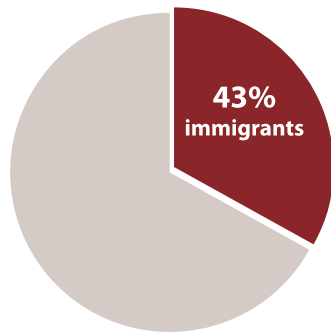
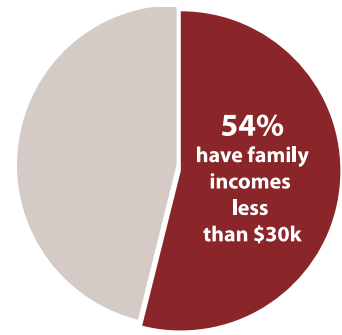
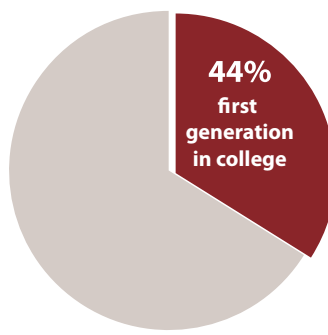
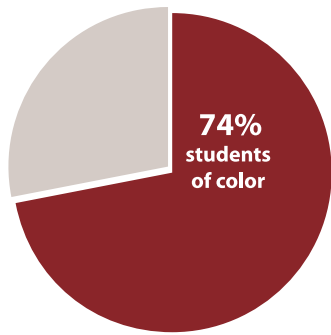


**74%**

**of all CUNY undergraduates are people of color**

**CUNY is the State's GREATEST source of opportunity for lower middle income New Yorkers and people of color.**

# Invest in CUNY students



## New York needs CUNY

### Economic Improvement

Over a work-life, workers with Bachelor's degrees have greater job security and earn 66% more income than workers with only a high school diploma. (For Associate's degrees, it's 24% more.)

85% of CUNY graduates stay in New York: their skills power our workforce; their higher pay drives our economy.

### Fiscal Stability

Median tax payments for Bachelor's degree holders in 2008 were 83% higher than for workers with only a high school diploma. With an Associate's degree, they were 31% higher.

### Societal Benefits

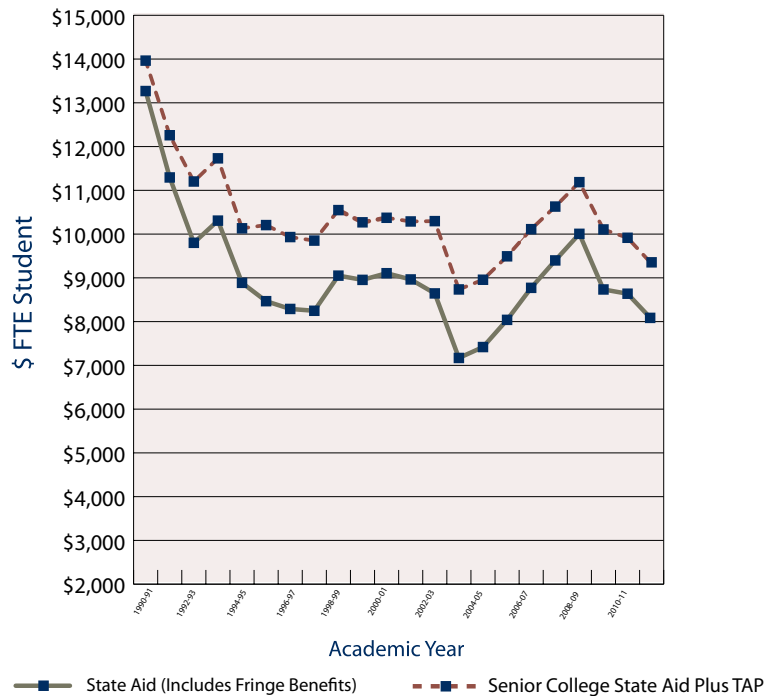
College graduates are more likely to vote, volunteer and follow civic news. They're more likely to save for retirement. They're also in better health, more likely to have health insurance, and three times less likely to need Medicaid.

Sources: 2010 CUNY Student Experience Survey, [http://owl.cuny.edu:7778/portal/page/portal/oira/OIRA\\_HOME/SES\\_2010\\_Final\\_Report.pdf](http://owl.cuny.edu:7778/portal/page/portal/oira/OIRA_HOME/SES_2010_Final_Report.pdf)  
Data on food & housing insecurity from 2011 Campaign for a Healthy CUNY, CUNY School of Public Health, <http://web.gc.cuny.edu/che/cunyfoodinsecurity.pdf>; <http://web.gc.cuny.edu/che/cunyhousinginstability.pdf>

# State Aid and Base Aid Plus TAP

## CUNY Senior Colleges: Revenue per FTE Student State Aid, and State Aid Plus TAP

1990-91 thru 2011-12 / Inflation-Adjusted

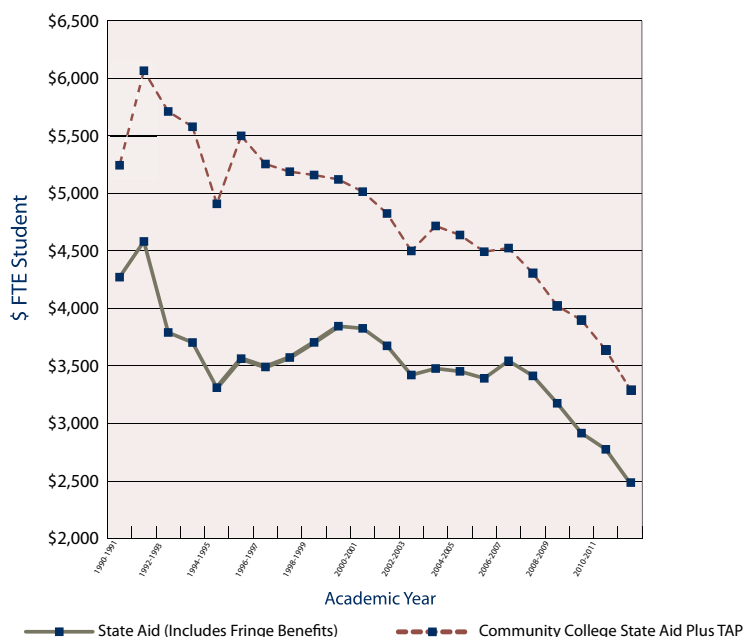


**THE TUITION ASSISTANCE PROGRAM (TAP)** provides need-based financial aid to students who attend public or private colleges in New York. TAP covers all or part of tuition for 92,000 senior and community college students at CUNY. However, TAP funding does not increase the total operating revenues available to CUNY.

Overall, revenue from State aid plus TAP to CUNY per full-time-equivalent (FTE) student at the senior colleges **fell 33.2%** since 1990-91. Revenue from State aid without TAP per FTE student **fell 39.2%** since 1990-91.

## CUNY Community Colleges: Revenue per FTE Student State Base Aid and State Base Plus TAP

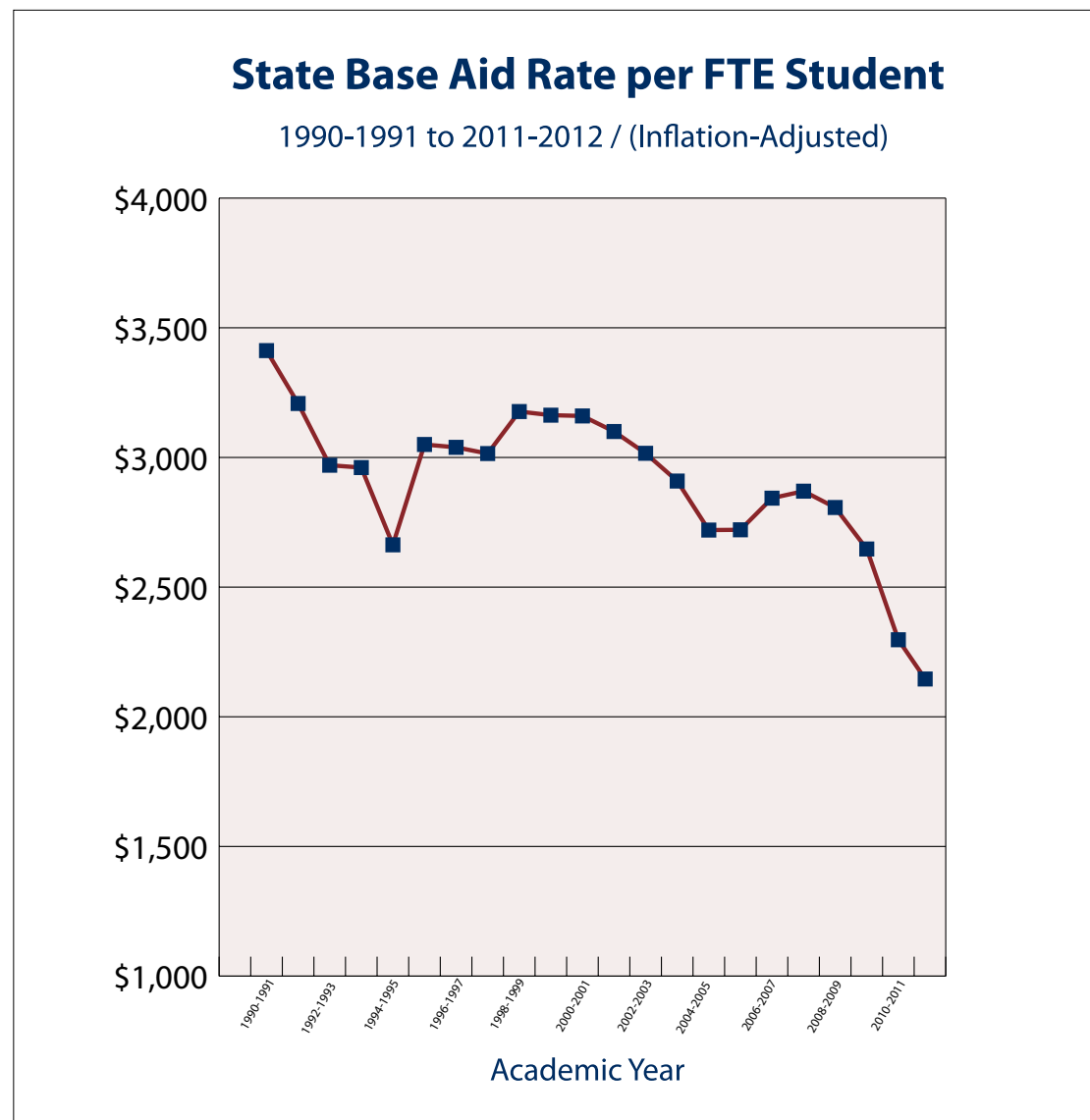
1990-91 thru 2011-12 / Inflation-Adjusted



Overall, revenue from State Base Aid plus TAP per FTE student at CUNY community colleges **fell 37.1%** at since 1990-91. Revenue from State Base Aid without TAP per FTE student **fell 42.6%** since 1990-91.

# Decline in State Base Aid Rate per FTE for Community Colleges

**CUNY COMMUNITY COLLEGES** are chronically underfunded. New York should make a commitment this year to begin restoring the Base Aid rate to 2008-09 levels.



The State Base Aid rate per FTE for community colleges has declined by 37.8% since the 1990-91 academic year and by 24.4% since 2008-09 when adjusted for inflation.

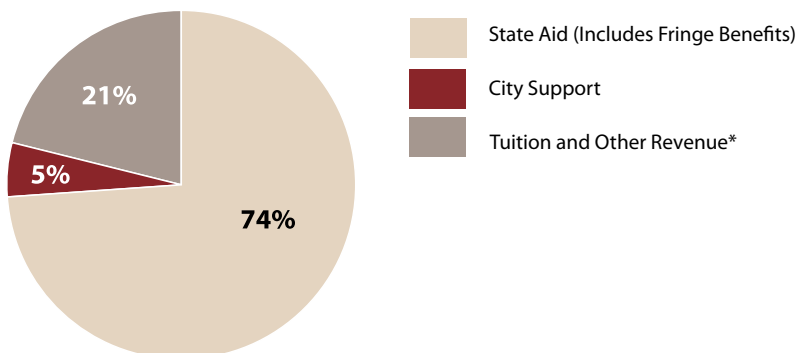
The State Base Aid rate in 2008-2009 was \$2,675 per FTE student. Adjusted for inflation, this is \$2,807, which is \$685 more than the \$2,122 rate proposed in Executive Budget.

In the current academic year, CUNY community colleges would have had an additional \$49.4 million for full-time faculty, counselors, and other critical student supports if State Base Aid had not been cut over the last three years.

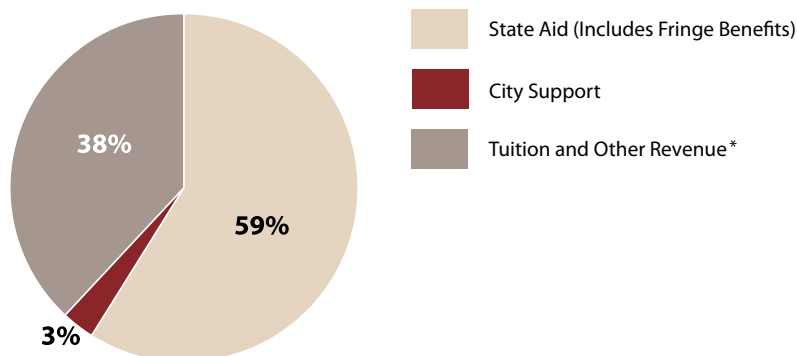
# Distribution of Revenue Sources at CUNY Senior Colleges

**AS STATE AID** to CUNY fell, tuition and fees paid by students have grown dramatically as a proportion of CUNY's total senior college operating revenues.

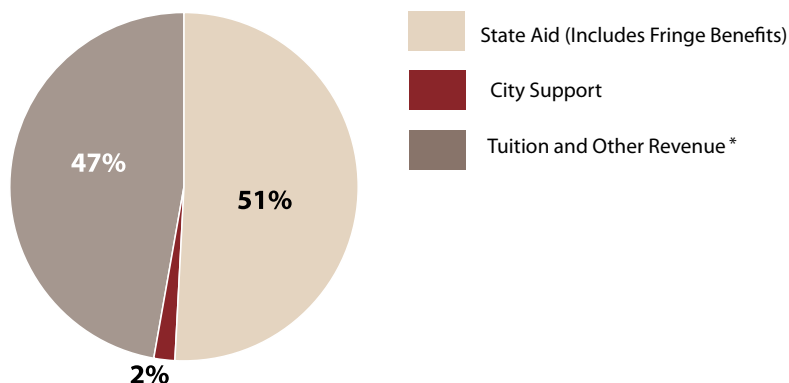
## 1990-1991



## 2000-2001



## 2011-2012



Between 1990-91 and 2011-12, revenue from State aid to CUNY senior colleges declined as a proportion of total revenues, falling from 74% to 51%.

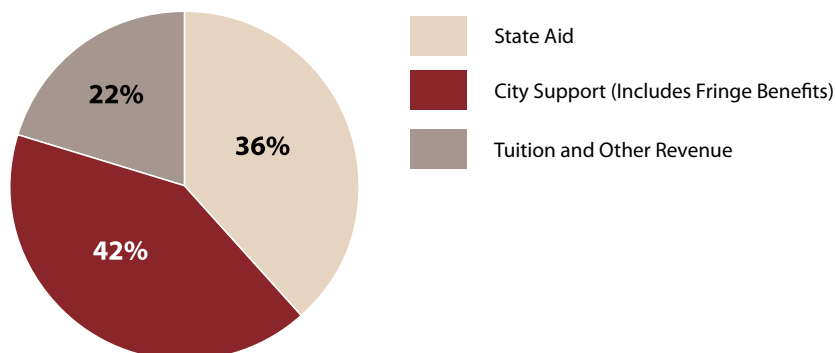
Over the same period, tuition and fees\* more than doubled as a proportion of total revenues from 21% to 47%.

\*"Tuition and Other Revenue" includes tuition, student fees, IFR funds used to support tax-levy operations, and philanthropy. CUNY-wide, tuition and fees account for 97.4% of the total this year; IFR and philanthropy equal 2.6%.

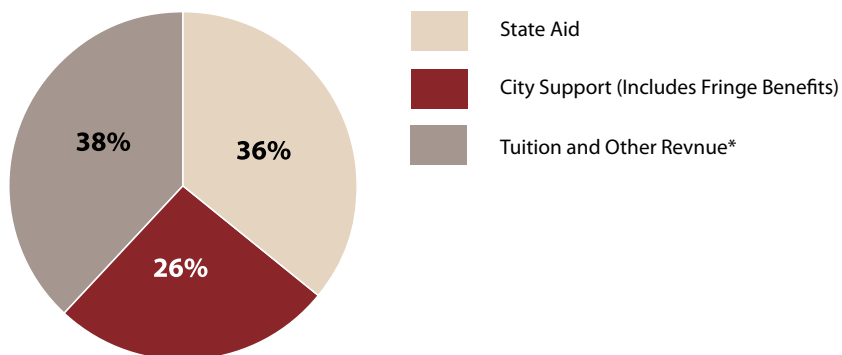
# Distribution of Revenue Sources at CUNY Community Colleges

**AS STATE AID** to CUNY fell, tuition and fees paid by students have grown dramatically as a proportion of CUNY's total community college operating revenues.

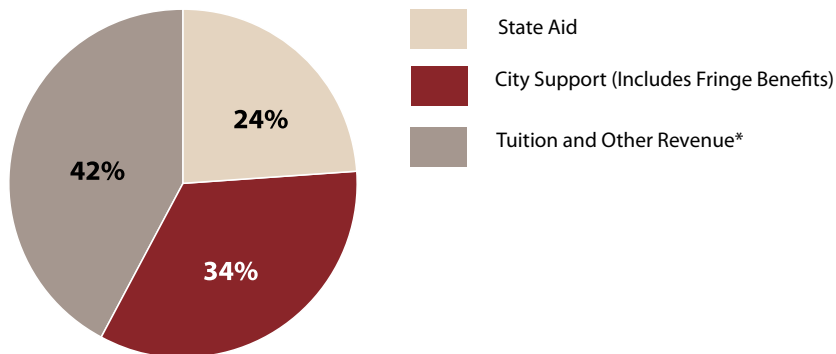
## 1990-1991



## 2000-2001



## 2011-2012



Between 1990-91 and 2011-12, revenue from State Base Aid to CUNY community colleges declined as a proportion of total revenues, falling from 36% to 24%.

Over the same period, tuition and fees\* has almost doubled as a proportion of total revenues available to CUNY community colleges, rising from 22% to 42%.

\*Tuition and Other Revenue\* includes tuition, student fees, IFR funds used to support tax-levy operations, and philanthropy. CUNY-wide, tuition and fees account for 97.4% of the total this year; IFR and philanthropy equal 2.6%

# Professional Staff Congress/CUNY

Barbara Bowen, President

Steve London, First Vice President

Michael Fabricant, Treasurer

Arthurine DeSola, Secretary

Deborah Bell, Executive Director



61 Broadway, Suite 1500  
New York, NY 10006

212-354-1252 | [www.psc-cuny.org](http://www.psc-cuny.org) | [Facebook.com/psc.cuny](https://www.facebook.com/psc.cuny) | @psc\_cuny